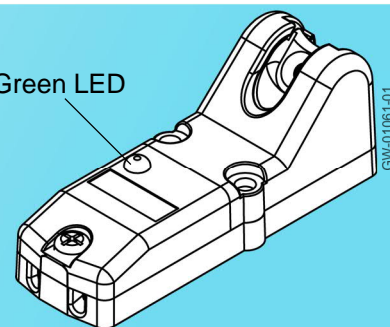


Instruction for ELTEX UPG Yarn break detector

16720-16730

Green LED



General

The UPG is a small, general-purpose yarn break detector in a robust metal housing. It works on the piezoelectric principle, detecting the yarn movement.

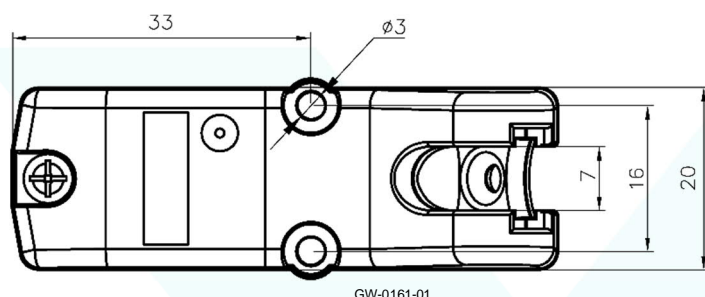
The ceramic sensor part can be used as a closed eyelet or as an open bar.

The yarn motion is detected most effectively when the yarn deviates about 10–15° as it passes through the sensor.

When the UPG detects yarn movement, the green LED (light emitting diode) is on

*Diese Anleitung ist auf Deutsch erhältlich, TH-0265.
Queste istruzioni sono disponibili in italiano, TH-0266.
Esta instrucción está disponible en español, TH-0267.
www.eltex.se*

Fitting



The UPG yarn break detector is fitted on the machine with two screws, maximum diameter 3 mm.


NOTE! Electrical interference caused by insufficient machine ground can cause the UPG to indicate yarn movement when no yarn is moving.

This can be corrected by electrically insulating the UPG from the machine frame. Two nylon screws and an insulation pad can be used to achieve this. These parts are included with the UPG sensor. These parts can also be ordered from Eltex.

The part numbers are:

#4144 Nylon Screw,

#6868 Insulation pad



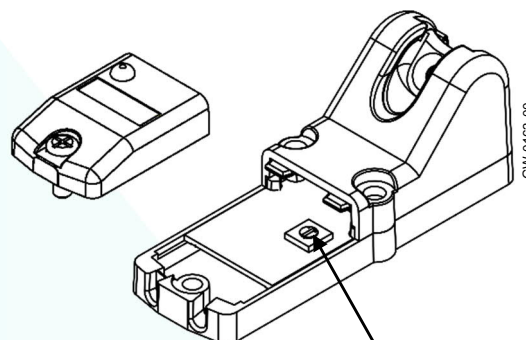
Adjustment

If the factory setting of the sensitivity is not suitable, it can be adjusted with the potentiometer, located under the lid.

When making adjustments, use a small screw-driver, maximum size of 2.5 mm.

Minimum setting (↻ counter clockwise) is for course, fast moving and/or high-tension yarn.

Maximum setting (↻ clockwise) is for fine, slow moving, and low-tension yarn.

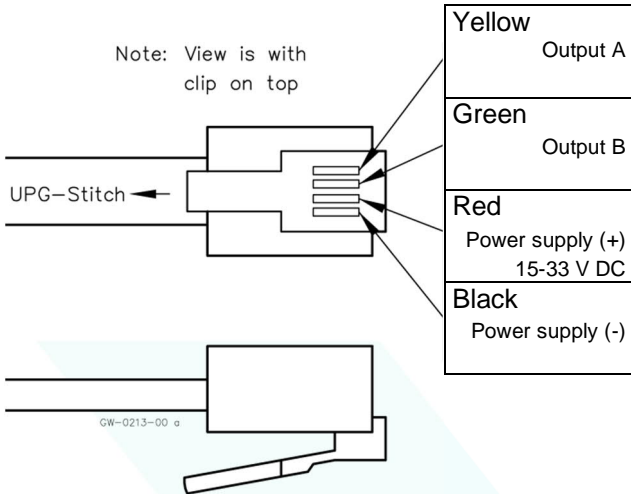


Connection

The detector has a 0,5 or 3,5 m cable with a 6P4C modular plug connector

The output is suitable for PLC or other electronic control devices. The detectors can be connected in parallel.

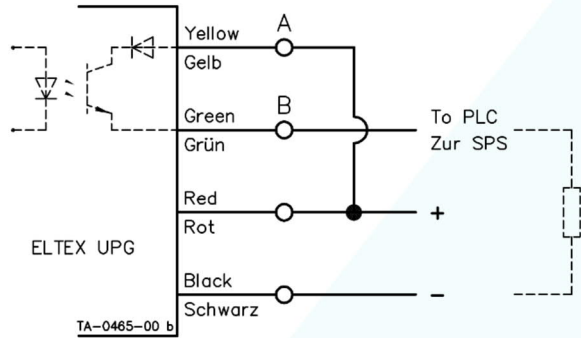
The detector is protected against reversed polarity on the power supply



Output: Optocoupler, NC = normally closed
 Output load: max 10 mA, 35 V DC
 Max ON-STATE voltage drop: 2V DC at 10 mA

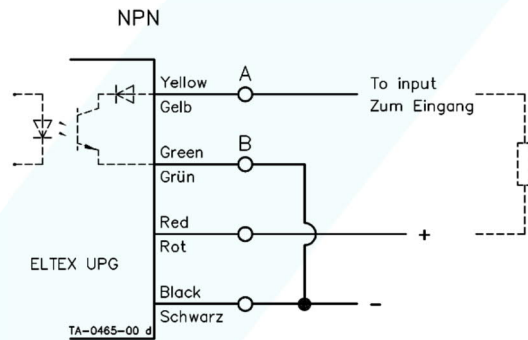
Declaration of conformity according to the EMC Directive 89/336/EEC
 The Eltex Yarn Break Detector UPG conforms to the standard
 EN 61326/A1 (1998)

PNP



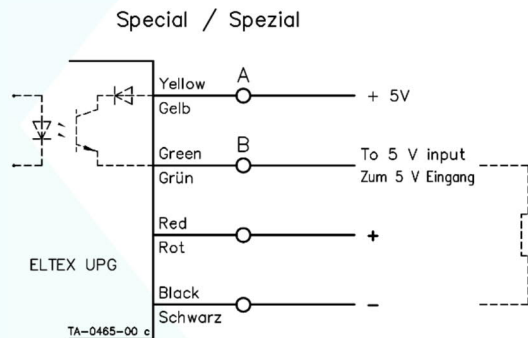
Configured as PNP output for PLC; high when yarn is not moving.

NPN



Configured as NPN open collector output (for input with pull-up resistor); low when yarn is not moving.

Special



Configured as optocoupler output; high when yarn is not moving.