




断纱传感器

纱线张力检测器

Yarn Break Sensors Yarn

Tension Monitors





WEAVING / 织造


Eltex of Sweden is the leading manufacturer of weft break sensors for the weaving industry and has been for more than 50 years. Our extensive experience and know-how has been used to perfect the function and reliability of our sensors.

作为行业开拓者，50余年来，瑞典伊特（ELTEX）有限公司一直致力于纬纱传感器的研发与生产。借助丰富的经验，我们在不断地改良传感器的性能以及可靠性，从而使其品质更加完美。

■ Rapier / 剑杆织机

Eltex piezoelectric weft break sensors are optimised for best performance and are designed to fit the requirement of each individual machine type. They sense the weft yarn over the entire fabric width detecting all type of weft faults, which will result in high quality fabric. By using CAN Bus the sensor has the possibility to communicate with the weaving machine to further improve the performance.

Eltex压电纬纱传感器专为满足各种剑杆织机需求所设计。通过不同型号的纬纱传感器，我们可覆盖所有织机幅面宽度，有效提升面料品质。通过CAN总线，传感器还可实现与织机进行通讯，从而提升性能。



■ Air Jet / 喷气织机

The Eltex optical weft break sensor is designed to detect the weft insertion arrival on Air Jet weaving machines. This sensor is of the reflecting type. Mounted in front of the reed, the sensor is moveable to coincide with any fabric width without cutting the reed.

Eltex光电探纬器为反射型传感器，专为探测喷气织机纬纱运动而设计。探纬器安装在箱前，可根据织物幅面宽度改变位置，而不会对钢筘造成任何损伤。

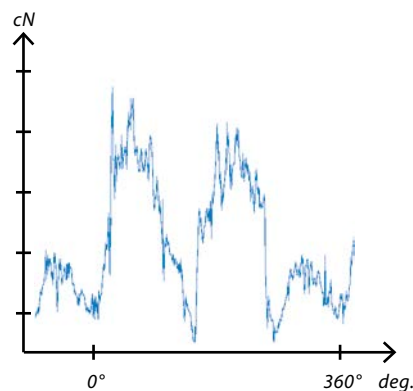


Tension monitor / 张力检测器

■ ETM Solo

The Eltex Tension Monitor, ETM Solo, is designed for continuous monitoring of yarn tension on textile machines. Fast sensor response enables monitoring of rapid changes in yarn tension. This allows it to be used, for example, as a sensor for automatic control of yarn brakes. It can be used on weaving, warping, winding and many other machines. Some models are also equipped with yarn motion detection, thereby eliminating the need of an additional weft sensor.

Eltex张力传感器ETM Solo专为实时探测纱线张力而设计。传感器反应非常迅速，可帮助织机在超过预设张力限值时及时刹车。ETM传感器可用于织造、整经、络筒等各种类型的机器。某些型号配备单独的断纱检测输出，可帮助简化织机配件（断纱传感器）。




Yarn tension during weft insertion

纬纱引纬时的纱线张力



ETM Tension Monitor

ETM 张力检测器



WARPING, WINDING & TUFTING

整经、络筒 & 簇绒

EYE – Eltex Yarn Expert / 纱线专家

The EYE-system is designed for yarn break detection and statistics handling on textile machines. It is a flexible system that can be used on machines ranging from a few yarns to thousands.

EYE can not only handle yarn break sensors but it is also prepared for yarn tension, temperature and humidity sensors. The event logging function makes it possible to view the process statistics and pinpoint the weak points in the process. The parameters are set on the operator terminal. System status and statistics are displayed on the operator terminal.

EYE是一套为中大型纺织机械/系统提供断纱探测和数据统计记录功能的定制化系统。EYE系统组合富有灵活性，可以应用于几根甚至上千根纱线的系统。EYE不但可以探测断纱，而且还可以通过连接EYEtm传感器探测纱线张力，甚至连接温度以及湿度传感器。EYE系统中所有纱线位置/激活设置通过自学习功能在数秒内即可完成。数据记录功能可以轻松实现统计功能，并通过数据分析帮助找出生产漏洞。系统状态和数据统计均显示于终端控制屏幕。

- Flexible modular system
- Statistics logged in real time
- Simple installation
- Service friendly
- Self diagnostic
- Modern, proven bus system
- Networkable
- Faulty yarn is specifically identified, resulting in more up-time
- An optional large information screen can be connected

- 灵活的模块化安装
- 实时数据记录
- 安装简单
- 保养简单
- 自检功能
- 现代化可靠总线连接
- 可联网设置
- 断纱位置清晰显示
- 可外接大型显示器

■ EYE for Warping and Winding / 用于整经和络筒



Yarn Break Sensors
断纱传感器



Custom designed sensors

for

Original Equipment Manufacturers OEM配套

The core activity of Eltex of Sweden is to develop yarn break sensors and tension monitors in cooperation with our OEM-customers.

A close cooperation between us and the machine makers is essential for our business. This is what has given us the market leading position we have today. We combine our knowledge of yarn break detection and tension monitoring with the machine makers know-how.

This ensures our sensors have the highest performance and quality.

作为Eltex的核心业务，我们一直为主机生产厂家定制并配套生产断纱传感器和张力检测器。

我们今天获得的市场成就与和主机生产厂家的紧密合作密不可分，从中得到的丰富经验极大的帮助了我们提升产品性能与质量。



Operator Terminal
控制终端



Master control unit
主控制器



EYE Analyzer
EYE 分析师

■ EYE for Tufting / 簇绒地毯

EYE for tufting uses the Compact yarn sensors. The sensors are normally fitted between the feed rollers and the needles. 100% of missing yarns in the carpet are detected. The sensors use the well proven piezoelectric principle. The special compact design enables the sensors to be fitted on machines with a gauge as dense as 1/10th of an inch.

用于簇绒地毯的EYE系统配备紧凑型的纱线传感器，传感器一般安装于送纱筒和织针处。通过可靠的压电技术，EYE可100%无缝检测到丢失的簇绒线。特殊的紧凑型设计使得传感器可以安装于间距仅不到3毫米的织机上。



Yarn Break / End-Out Sensor
断纱 / 丢纱传感器



SEWING / 缝纫



Thread Break Sensors / 断线传感器

Eltex thread break sensors are essential for quality seams on all types of sewing machines. Eltex sensors detect the movement of the sewing thread and immediately stop the machine when a thread break occurs. The sensors are insensitive to dust and dirt and can be used with all thread counts and thread types.


Eltex 缝纫传感器可以有效探测缝纫机上的断线，一旦在缝纫过程中发生断线，传感器将立即通知缝纫机停车。传感器抗尘能力强，可用于所有类型的纱线和不同质量的纱线。



ETM – Eltex Tension Monitor 缝纫张力检测器

The Eltex Tension Monitor for sewing machines monitors the thread tension and also serves as a thread break detector. The ETM enables the operator to maintain thread tension within the desired range, which results in maximum efficiency and highest seam quality.

Eltex ETM 缝纫张力检测器不但可以检测缝纫线张力，还可以用于探测断线。ETM 缝纫张力检测器帮助操作者维持纱线张力在理想范围内，从而极大程度的提高缝纫效率和质量。



OTHER APPLICATIONS / 其他应用

Eltex Yarn and Thread Break Sensors can be used on virtually any kind of textile machine. They are a reliable and durable solution for detecting breaks. Our complete line of sensors are simple-to-use, robust, and insensitive to dust and dirt. They can be used with all types of yarn and yarn counts. Depending on the type of sensor, it can be connected directly to a PLC, Eltex Central Control Unit or to other control equipment.

作为可靠耐用的断纱自停解决方案，Eltex 纱线传感器可以用于几乎所有纺织机械。我们所有的传感器均拥有简单易用、结实可靠、抗尘能力强的特性。传感器可以探测所有的纱线种类和质量。根据不同的输出类型，传感器可以连接到 PLC、Eltex 终端控制器或其他控制设备上。



开口、闭口、快穿闭口型传感器瓷眼



UPG 传感器



G3S 传感器

Eltex of Sweden AB

Is an innovative company developing, manufacturing and marketing high-technology electronic equipment.
The company was founded in 1964 and has affiliated companies in many countries.

Other Eltex products



ENERGY CONTROLS

Load limiting equipment for small and large electrical installations.
Controls for electrical heating and boilers.



MEASURING SYSTEMS

Measuring systems for food safety handling.
Dataloggers for temperature, humidity and other measured values.



Box 24, SE-283 21 OSBY, Sweden
Tel: +46 479 536300 | Fax: +46 479 536399 | Email: info@eltex.se | www.eltex.se



Eltex U.S., Inc.
13031 E. Wade Hampton Blvd.,
GREER, South Carolina, 29651, USA
Tel: +1 864-879-2131
Fax: +1 864-879-3734
Email: sales@eltexus.com

Eltex Manufacturing Ltd.
Railway Road,
TEMPLEMORE, Co. Tipperary, Ireland
Tel: +353 504-314 33
Fax: +353 504-310 02
Email: info@eltex.ie

POLSA-ELTEX, S.L.
Zamora, 103 – entlo 3o,
ES-08018 BARCELONA, Spain
Tel: +34 93 309 00 17
Fax: +34 93 309 59 45
Email: polsa@infonegocio.com

Eltex 中国, Beijing Tianyuri Electronic Technology Co., Ltd.
Floor 8, YouTown Centre Block A, Sanfeng Beili No.1,
Chaoyang, Beijing, China 100020
Tel: +86 (10) 65800142
Fax: +86 (10) 65066468
Email: chuan.jiang@eltex.cn Web: www.eltex.cn