




Eltex Yarn Expert - EyETM

Tension monitoring for multiple yarn applications

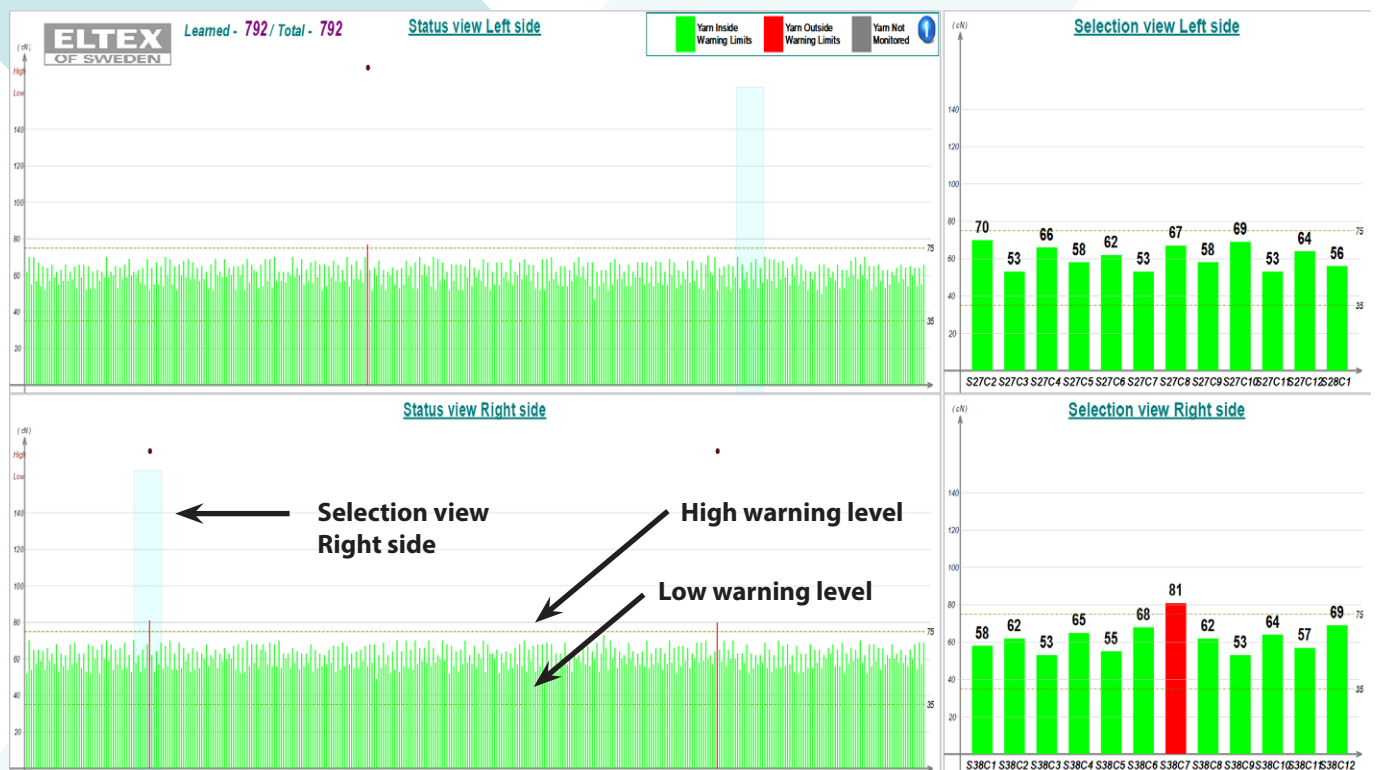
INFO LEAFLET



Eltex EyETM greatly helps increase the quality of warp beams or yarn packages by monitoring all yarn tension in real time. The result is fewer problems, not only when warping and winding, but also in the next step when weaving or tufting.

The EyETM system monitors the yarn tension on all positions in real-time.

A minimum and maximum allowable tension value can be set. If any yarn's tension is outside these values the operator can be warned or the machine can be stopped. The system can also be set to stop if a yarn's tension value has exceeded the warning level for a pre-set amount of time.



The yarn tension values from all yarns are continuously updated and displayed on a large screen. Tension values outside the warning level will be indicated both on the sensor's LEDs and on the screen. It is possible to expand a selection of the display to have a detailed view including the position ID and the cN value for the yarns in this sector.



EyETM Features


- Tension ranges 0 to 300 cN or 0 to 600 cN
- One system can have up to 96 tension sensors. The tension sensors are available with 1, 8, 10 or 12 positions. A maximum of 1152 yarns can be monitored.
- Accuracy: ± 5 cN
- Guide eyelets 6 mm diameter, of quick thread or closed type.
- Distance between yarn positions with multi position sensors is 16 mm.
When mounted side-by-side the distance between two nearby positions is 25 mm.
Minimum distance between yarn positions with single sensors is 20 mm.
- The sensors detect changes in yarn tension quickly. How quickly the system should react to the change is adjustable.
- Both warning and stop limits are set in the Operator Terminal. Settings are valid for all sensors in the system.
- Each position has its own LED on the sensor for individual indication of tension values outside the set warning or stop limits.
- The sensor elements are mechanically protected against over tension.
- Zero tension adjustment can be made individually on each sensor or on all sensors at the same time with a command via the Operator Terminal.

EYE System advantages

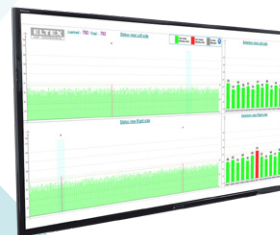
- All events are logged in real time and can be used for statistics and diagnostics.
- Networkable to a central database.
- Automatic addressing of all the system parts.
- Easy to change system configuration.
- Fast learning of positions in use.
- Simple cables with modular connectors.
- Robust sensors in metal housings.
- Sensor parameters can be set for different groups of yarns.
- Ethernet, CAN Bus, or Modbus (available for OEM interface).
- Easy mounting of sensors.

System components

Yarn Tension Sensors



Display Screen



Operator Terminal



Master Control Unit



Södra Portgatan 19, SE-283 50 OSBY, Sweden | Tel: +46 479 536300 | Email: info@eltex.se | www.eltex.se

Eltex U.S., Inc.
13031 E. Wade Hampton Blvd.,
GREER, South Carolina, 29651, USA
Tel: +1 864-879-2131
Email: sales@eltexus.com

Eltex Manufacturing Ltd.
Railway Road,
TEMPLEMORE, Co. Tipperary, Ireland
E41HX65
Tel: +353 504-314 33

POLSA-ELTEX, S.L.
Zamora, 103 – entlo 3o,
ES-08018 BARCELONA, Spain
Tel: +34 93 309 00 17
Email: polsa@infonegocio.com

Eltex China (Beijing) Trading Ltd.
HongkunYun Times B4 207,
Yizhuang Kechuang 12th street,
Daxing, Beijing, China
Tel: +86 10 6506 6468
Email: chuan.jiang@eltex.cn
Web: www.eltex.cn