

**Yarn Break Sensors  
Yarn Tension Monitors**

**EYE – Eltex Yarn Expert**

The EYE-system is designed for yarn break detection and yarn tension monitoring on textile machines. It is a flexible system that can be used on machines ranging from a few yarns to thousands.

The event logging function makes it possible to view the process statistics and pinpoint the weak points in the process.

All system parameters are set on the operator terminal.

System status is displayed on the operator terminal and process information can be displayed on a large screen.



The EYE Operator Terminal and Master Control Unit are used for Warping, Winding and Tufting.

**EYE for Warping and Winding**



Yarn Break Sensors



**Compact EYE -Yarn fault detection for tufting machines**



EYE for tufting uses the Compact Yarn sensors. The Sensors are normally fitted between the feed rollers and the needles. 100% of yarn breaks and end outs are detected. The sensors use the well proven piezoelectric principle. The special compact design enables the sensors to be installed on machines as dense as 1/10" gauge per side.

**“100% detection of Tufting  
Yarn Breaks and End Outs”**



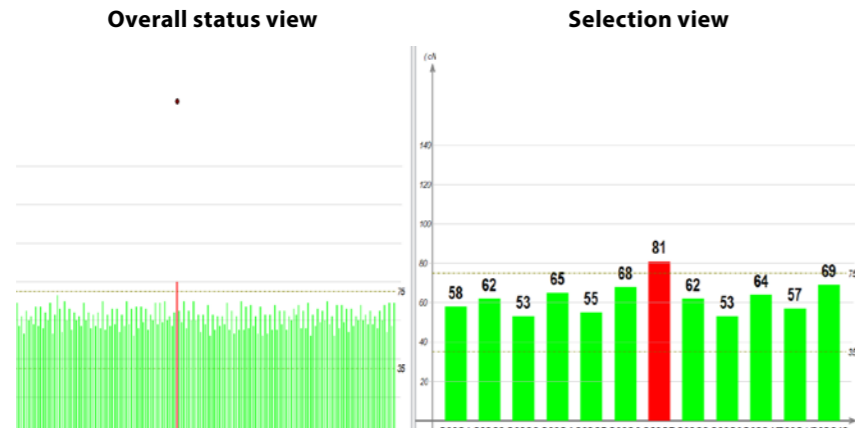
On machines with limited space, due to puller rollers above the needles, the Compact II sensor is recommended. This sensor can also be installed on machines as dense as 1/10" gauge per side.





Eltex EyETM greatly helps increase the quality of warp beams or yarn packages by monitoring all yarn tension in real time. The result is fewer problems, not only when warping and winding, but also in the next step when weaving or tufting.

The yarn tension values from all yarns are continuously updated and displayed on a large screen. Tension values outside the warning level will be indicated both on the sensor's LEDs and on the large screen. It is possible to expand a selection of the display to have a detailed view including the position ID and the cN value for the yarns in this sector.



## SEWING



### Thread Break Sensors

Eltex thread break sensors are essential for quality seams on all types of sewing machines. Eltex sensors detect the movement of the sewing thread and immediately stop the machine when a thread break occurs. The sensors are insensitive to dust and dirt and can be used with all thread counts and thread types.



### ETM – Eltex Tension Monitor

The Eltex Tension Monitor for sewing machines monitors the thread tension and also serves as a thread break detector. The ETM enables the operator to maintain thread tension within the desired range, which results in maximum efficiency and highest seam quality.



World leader of weft break sensors for more than 50 years!

### Rapier

Eltex piezoelectric weft break sensors are optimized for best performance and designed to fit the requirements of each individual machine type. They sense the weft yarn over the entire fabric width detecting all types of weft faults.

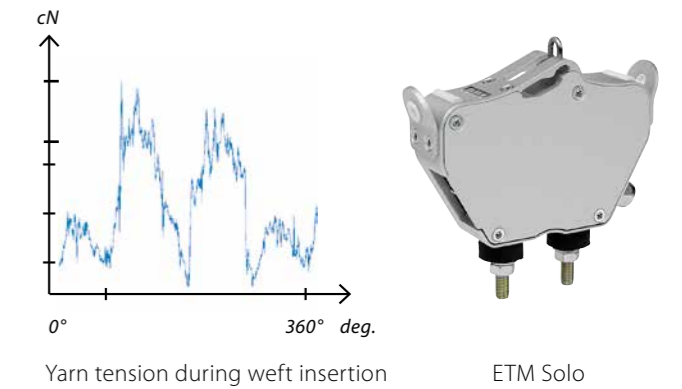
### Air Jet

The Eltex optical weft break sensor is designed to detect the weft insertion arrival on Air Jet weaving machines. Its precise detection is used to optimize several parameters in the insertion process.



### Tension monitor

Eltex Tension Monitor, ETM Solo, is designed for continuous monitoring of yarn tension. Fast sensor response enables monitoring of rapid changes in yarn tension. It can be used on weaving, warping, winding and many other applications.



## OTHER APPLICATIONS



Opened, closed and quickthread sensors



UPG Sensor



G3s Sensor

Eltex Yarn and Thread Break Sensors can be used on virtually any kind of textile machine. They are a reliable and durable solution for detecting breaks. Our complete line of sensors are simple-to-use, robust, and insensitive to dust and dirt. They can be used with all types of yarn and yarn counts. Depending on the type of sensor, it can be connected directly to a PLC, Eltex Central Control Unit or to other control equipment.

## Custom designed sensors for Original Equipment Manufacturers

The core activity of Eltex of Sweden is to develop yarn break sensors and yarn tension monitors in cooperation with our OEM-customers. A close cooperation between us and the machine makers is essential for our business. We combine our knowledge of yarn break detection and tension monitoring with the machine makers know-how.



Södra Portgatan 19, SE-283 50 Osby, Sweden  
Tel: +46 479 536300 | Email: info@eltex.se | www.eltex.se



Eltex U.S., Inc.  
13031 E. Wade Hampton Blvd.,  
GREENSBORO, NC 27409, USA

Eltex Manufacturing Ltd.  
Railway Road,  
TRAFALGAR SQUARE, LONDON, UK


POLSA-ELTEX, S.L.  
Zamora, 103 – entlo 3o,  
ES 50004 BARRALBA, SPAIN

Eltex China (Beijing) Trading Ltd.  
Hongkunjun Times B4 207,  
WULIJIUJIU, BEIJING, CHINA



*no loose ends*

**Yarn Break Sensors**  
**Yarn Tension Monitors**



# EYE – Eltex Yarn Expert

The EYE-system is designed for yarn break detection and yarn tension monitoring on textile machines. It is a flexible system that can be used on machines ranging from a few yarns to thousands.

The event logging function makes it possible to view the process statistics and pinpoint the weak points in the process.

All system parameters are set on the operator terminal.

System status is displayed on the operator terminal and process information can be displayed on a large screen.



The EYE Operator Terminal and Master Control Unit are used for Warping, Winding and Tufting.

## EYE for Warping and Winding



Yarn Break Sensors



## Compact EYE -Yarn fault detection for tufting machines



EYE for tufting uses the Compact Yarn sensors. The Sensors are normally fitted between the feed rollers and the needles. 100% of yarn breaks and end outs are detected. The sensors use the well proven piezoelectric principle. The special compact design enables the sensors to be installed on machines as dense as 1/10" gauge per side.



### “100% detection of Tufting Yarn Breaks and End Outs”



On machines with limited space, due to puller rollers above the needles, the Compact II sensor is recommended.

This sensor can also be installed on machines as dense as 1/10" gauge per side.

# EyETM -Yarn tension monitoring

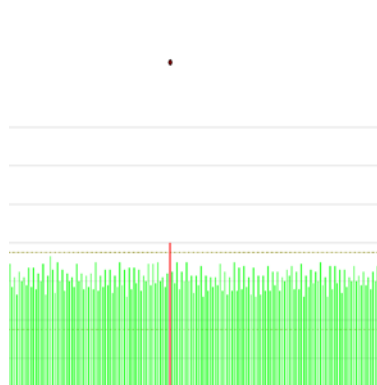


Eltex EyETM greatly helps increase the quality of warp beams or yarn packages by monitoring all yarn tension in real time.

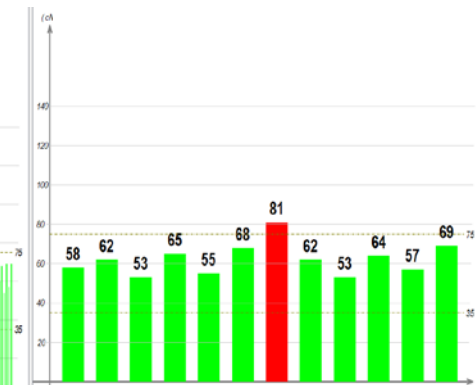
The result is fewer problems, not only when warping and winding, but also in the next step when weaving or tufting.

The yarn tension values from all yarns are continuously updated and displayed on a large screen. Tension values outside the warning level will be indicated both on the sensor's LEDs and on the large screen. It is possible to expand a selection of the display to have a detailed view including the position ID and the cN value for the yarns in this sector.

**Overall status view**



**Selection view**





## SEWING



### ■ Thread Break Sensors

Eltex thread break sensors are essential for quality seams on all types of sewing machines. Eltex sensors detect the movement of the sewing thread and immediately stop the machine when a thread break occurs. The sensors are insensitive to dust and dirt and can be used with all thread counts and thread types.



### ■ ETM – Eltex Tension Monitor

The Eltex Tension Monitor for sewing machines monitors the thread tension and also serves as a thread break detector. The ETM enables the operator to maintain thread tension within the desired range, which results in maximum efficiency and highest seam quality.

## OTHER APPLICATIONS



Opened, closed and quickthread sensors

Eltex Yarn and Thread Break Sensors can be used on virtually any kind of textile machine. They are a reliable and durable solution for detecting breaks. Our complete line of sensors are simple-to-use, robust, and insensitive to dust and dirt. They can be used with all types of yarn and yarn counts. Depending on the type of sensor, it can be connected directly to a PLC, Eltex Central Control Unit or to other control equipment.



UPG Sensor



G3s Sensor



# WEAVING

World leader of weft break sensors for more than 50 years!

## ■ Rapier

Eltex piezoelectric weft break sensors are optimized for best performance and designed to fit the requirements of each individual machine type. They sense the weft yarn over the entire fabric width detecting all types of weft faults.



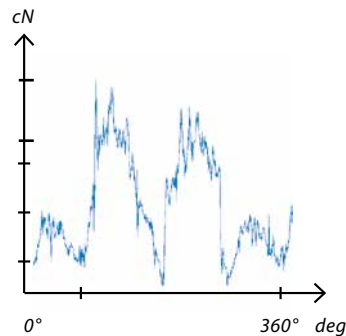
## ■ Air Jet

The Eltex optical weft break sensor is designed to detect the weft insertion arrival on Air Jet weaving machines. It's precise detection is used to optimize several parameters in the insertion process.



## ■ Tension monitor

Eltex Tension Monitor, ETM Solo, is designed for continuous monitoring of yarn tension. Fast sensor response enables monitoring of rapid changes in yarn tension. It can be used on weaving, warping, winding and many other applications.



Yarn tension during weft insertion



ETM Solo

## Custom designed sensors for Original Equipment Manufacturers

The core activity of Eltex of Sweden is to develop yarn break sensors and yarn tension monitors in cooperation with our OEM-customers. A close cooperation between us and the machine makers is essential for our business. We combine our knowledge of yarn break detection and tension monitoring with the machine makers know-how.



Södra Portgatan 19, SE-283 50 Osby, Sweden  
Tel: +46 479 536300 | Email: info@eltex.se | www.eltex.se



**Eltex U.S., Inc.**  
13031 E. Wade Hampton Blvd.,  
GREER, South Carolina, 29651, USA  
Tel: +1 864-879-2131  
Email: sales@eltexus.com

**Eltex Manufacturing Ltd.**  
Railway Road,  
TEMPLEMORE, Co. Tipperary, Ireland  
E41HX65  
Tel: +353 504-314 33  
Email: info@eltex.ie

**POLSA-ELTEX, S.L.**  
Zamora, 103 – entlo 3o,  
ES-08018 BARCELONA, Spain  
Tel: +34 93 309 00 17  
Email: polsa@infonegocios.com

**Eltex China (Beijing) Trading Ltd.**  
HongkunYun Times B4 207,  
Yizhuang Kechuang 12th street,  
Daxing, Beijing, China  
Tel: +86 10 6506 6468  
Email: chuan.jiang@eltex.cn  
Web: www.eltex.cn